

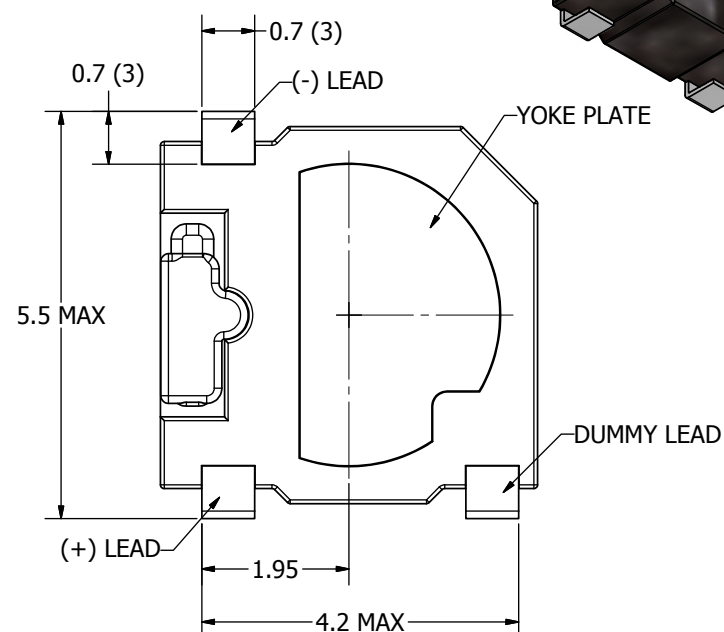
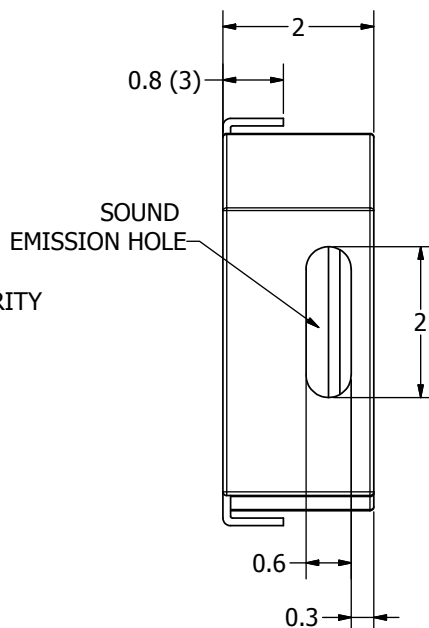
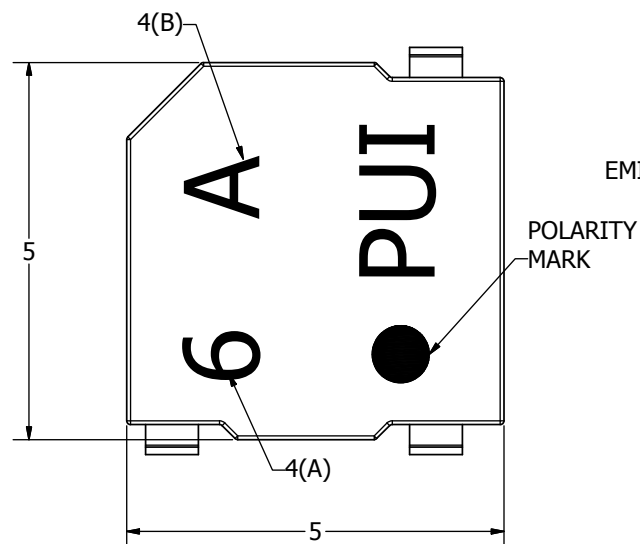
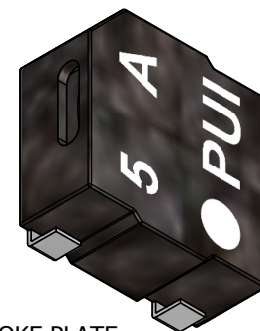
# SPECIFICATIONS

PARAMETERS	VALUES	UNITS
RATED VOLTAGE (SQUARE WAVE)	3	Vp-p
OPERATING VOLTAGE RANGE	2 ~ 4	Vp-p
RATED CURRENT (MAX)	100	mA
COIL RESISTANCE	12 ± 2	OHM
MINIMUM SPL @ 10 CM	78	dBA
RESONANT FREQUENCY	4,000 ± 500	Hz
OPERATING TEMPERATURE	-30 ~ +70	°C
STORAGE TEMPERATURE	-40 ~ +85	°C
HOUSING MATERIAL	LCP	-
TERMINAL MATERIAL	Sn PLATED PHOSPHOR BRONZE	-
WEIGHT	0.2	grams

THIS DOCUMENT CONTAINS DATA  
PROPRIETARY TO PROJECTS UNLIMITED, INC.  
ANY USE OR REPRODUCTION, IN ANY FORM,  
WITHOUT PRIOR WRITTEN PERMISSION OF  
PROJECTS UNLIMITED, INC. IS PROHIBITED.  
©2003, Projects Unlimited Inc.

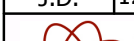
## REVISION HISTORY

LTR	DESCRIPTION	DATE	APPROVED
-	RELEASED FROM ENGINEERING	3/31/2006	
A	REVISED TO INVENTOR 3-D DRAWING TEMPLATE	12/13/2007	B.R.



## NOTES:

- ALL DIMENSIONS ARE IN MILLIMETERS.
- SPECIFICATIONS SUBJECT TO CHANGE OR WITHDRAWL WITHOUT NOTICE.
- THIS PART IS RoHS 2002/95/EC COMPLIANT.
- DATE CODE: A. FIRST DIGIT REPRESENTS THE No. OF THE YEAR.  
B. LAST DIGIT REPRESENTS THE MONTH. (A=JAN.~L=DEC.)

UNLESS OTHERWISE SPECIFIED:  DIMENSIONS ARE IN MILLIMETERS,  TOLERANCES ARE ±0.5 AND ANGLES ARE ±3°.	SIZE	Designed by	Date	Checked by	Date	Approved by	Date	Drawn Date
		J.D.	12/13/2007	X.X.	7/18/2007	X.X.	7/18/2007	
	A3	 <b>pui</b> <b>audio</b> <small>A Division of Projects Unlimited</small>			SMT-0540-S-R			
SMT-0540-S-R.idw		Transducer (Electro-Mech)					Edition -	Sheet 1 / 1



A Division of Projects Unlimited

SMT-0540-S-R.idw